

The next generation
of safes has

ARRIVED.

Combining a smart, sleek design with the highest European standard in security: now that's an innovative idea. Chubbsafes Evolve is **the only ergonomic safe with an automated opening and locking system** to have achieved EN 1143-1 certification on the market today. That means you get a stylish, modern safe designed to enhance your personal comfort that's perfect for your home, small office or retail location... all with the tried-and-tested security you expect from Chubbsafes.



BURGLARY
RESISTANT

AUTOMATED
OPENING
AND LOCKING
SYSTEM

TRIED-AND-TESTED
SECURITY

www.chubbsafes.com

Authorised dealer



Chubbsafes

EVOLVE



SMART.



SECURE.



SLEEK.



Chubb is owned by Chubb plc and is a registered trademark used under license. Chubbsafes' policy is one of continuous improvement. Specifications may be subject to alteration from time to time without prior notice. CSG8.904.2.R3

Chubbsafes
Trusted the world over.

Chubbsafes
Trusted the world over.



SMART.

Everything about Chubbsafes Evolve has been conceived with your optimal comfort in mind. Save time with its quick, handle-free, automated opening and closing system. Avoid bending and kneeling with the keypad lock positioned at the top of the door, resulting in fewer personal injuries. The shallow format requires less reaching for your valuables. And for those smaller items? Just grab them and go, because now you can store them on the inside door.



SECURE.

Chubbsafes Evolve has been tested and certified by the European Certification Board of Security, in accordance with the European standard, EN 1143-1. Benefit from the high-security electronic keypad lock, which features 1 master code, 1 supervisor code and 7+ user codes, and a time delay of up to 99 minutes between the moment when the lock has been operated and when the door opens.

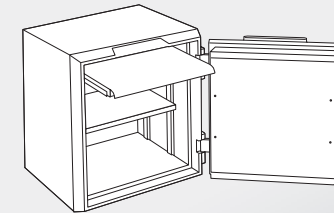


SLEEK.

One look at Chubbsafes Evolve and you can't help but think: stylish. Consider the high-quality, satin-textured polyurethane paint finish, which provides a sleek look. Admire the rounded, chamfered edges that add a graceful touch. Take advantage of customisable options for even more choices to enhance your safe!

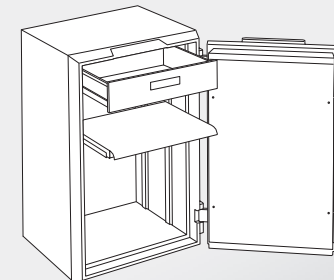
CHOOSE FROM 3 FUNCTIONAL SIZES

Please note: the figures below refer to exterior/
interior measurements (in mm).




100
LITRES

H 690/590
W 600/500
D 500/328



125
LITRES

H 876/776
W 600/500
D 500/328



185
LITRES

H 1200/1100
W 600/500
D 500/328